




MARITAL STATUS & LIVING ARRANGEMENTS

22.7%

of couples now live together but are not married or in a civil partnership

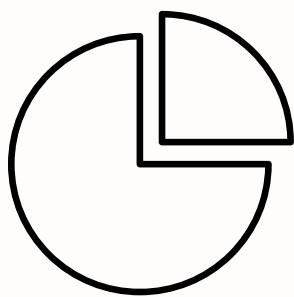

Those opting for a civil partnership have **doubled** over the past decade to **222,000**

There were **166,000** same-sex marriages in 2022



61.3%

of the population aged 16 and over were either living with a legal partner or cohabiting



Over a quarter (27.6%) of 16 to 29-year-olds lived in a couple in 2022 compared with more than three-quarters (78.0%) of 40 to 44-year-olds.

Stephensons
Making it easier to access legal services

Figures and statistics from the Office of National Statistics (ONS)
<https://www.ons.gov.uk/peoplepopulationandcommunity/populationandmigration/populationestimates/bulletins/populationestimatesbymaritalstatusandlivingarrangements/2022>